



Presented by Elizabeth Murphy


INTRODUCTION TO NURSERY RHYMES AND FABLES



INTRO TO NURSERY RHYMES AND FABLES!

Purpose/Overview:

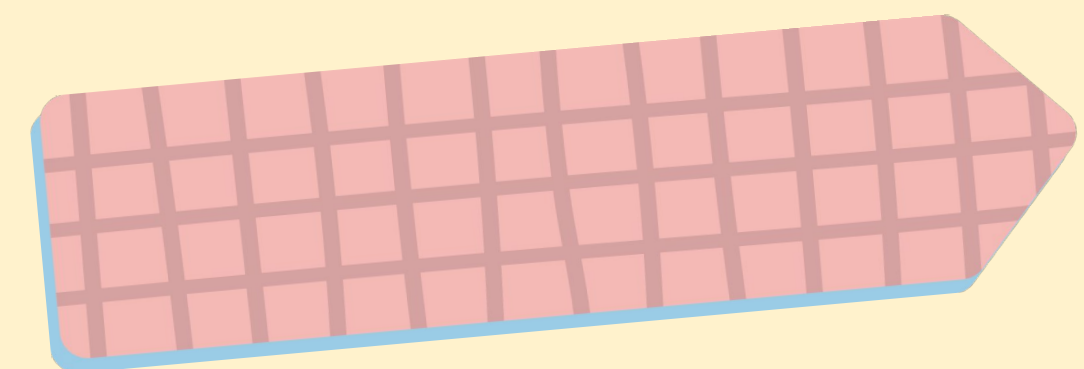

- Have students learn the basic characteristics of a nursery rhyme and fable
 - Have students be able to differentiate between the two
 - Have the students gain an appreciation for different cultures
- Have students acquire the tools to challenge dominant stereotypes




Grade:




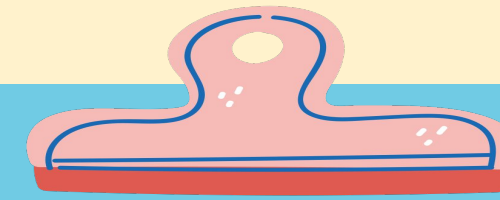
Subject:



STANDARDS/OBJECTIVES

 RL.K.9: “With prompting and support, compare and contrast the adventures and experiences of characters in familiar stories”

 RL.K.10: “Actively engage in group reading activities with purpose and understanding.”



→ OBJECTIVE 1


Students will be able to identify whether a story is a nursery rhyme or a fable by applying the knowledge given during instruction and by the examples read in class.

→ OBJECTIVE 2

Students will be able to compare and contrast the stories to each other and to their real-life experiences by discussing with peers in small groups.

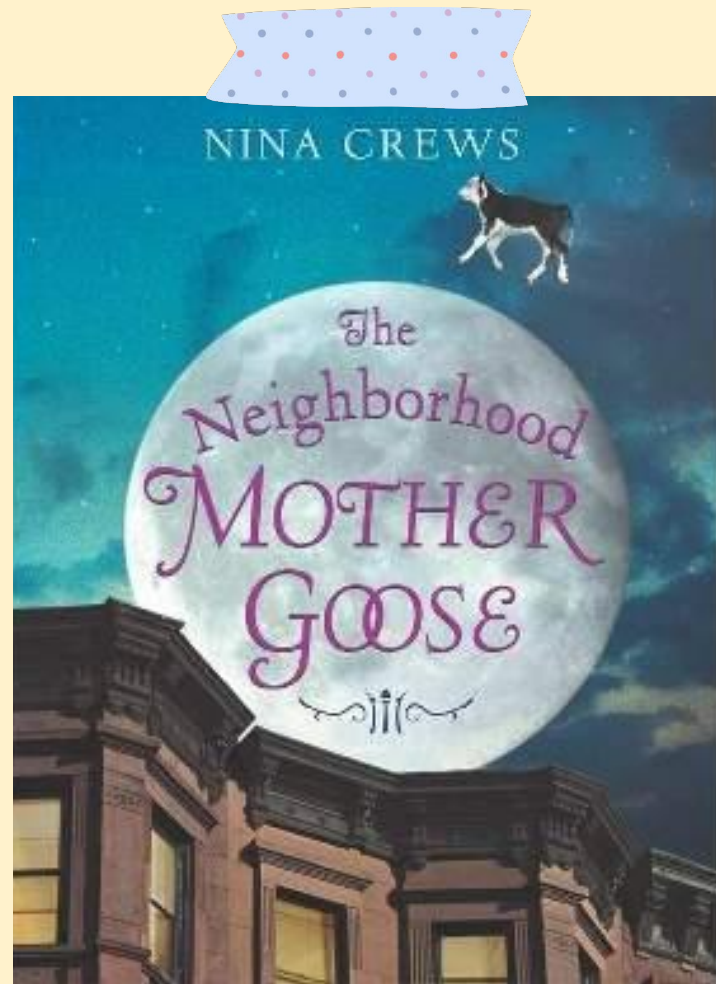
→ OBJECTIVE 3

Students will be able to challenge the dominant stereotypes, which are ever-present in the books taught in school and that are further perpetuated through societal norms, by realizing the stories shown in class in this unit are more representative of society today and of their own experiences than typical nursery rhymes and fables.

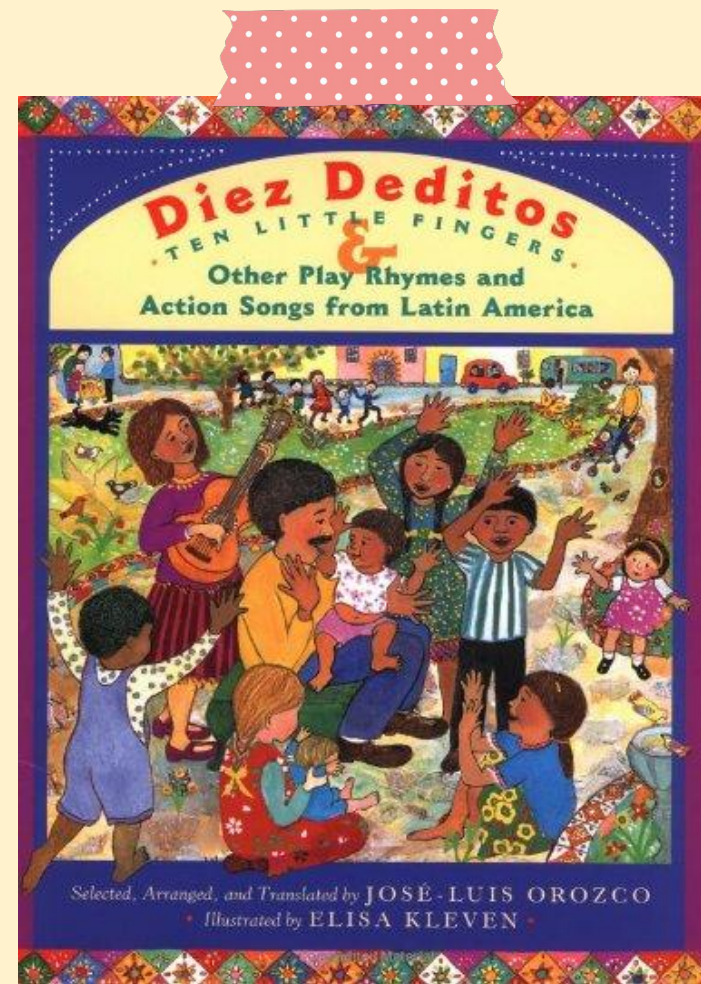




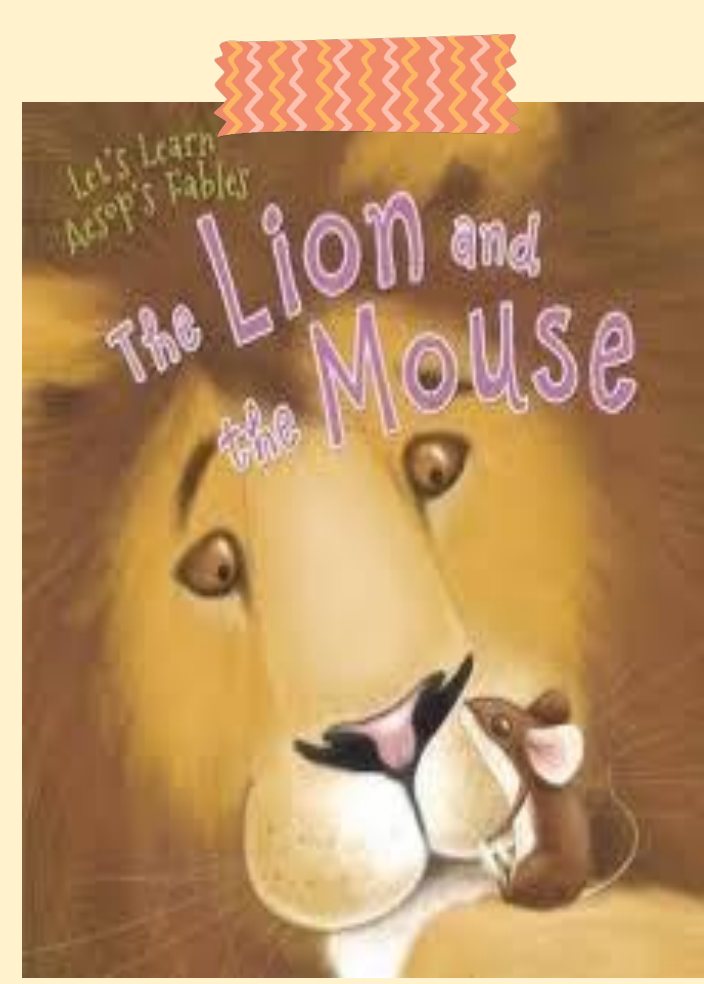
DAY ONE-THREE



Day 1



Day 2



Day 3




DAY FOUR/ASSESSMENTS

01

**1) MAKE YOUR OWN NURSERY
RHYME OR FABLE!**

**2) WHAT WAS YOUR FAVORITE
SCENE?**



QUIZ:
NURSERY RHYME OR
FABLE?



CHALLENGING Inequity

01

Intentional Choice of Nursery
Rhymes and Fables

02

Addressing The
Historical Construct of Slavery

03

Efforts Towards the
Social Action Approach

